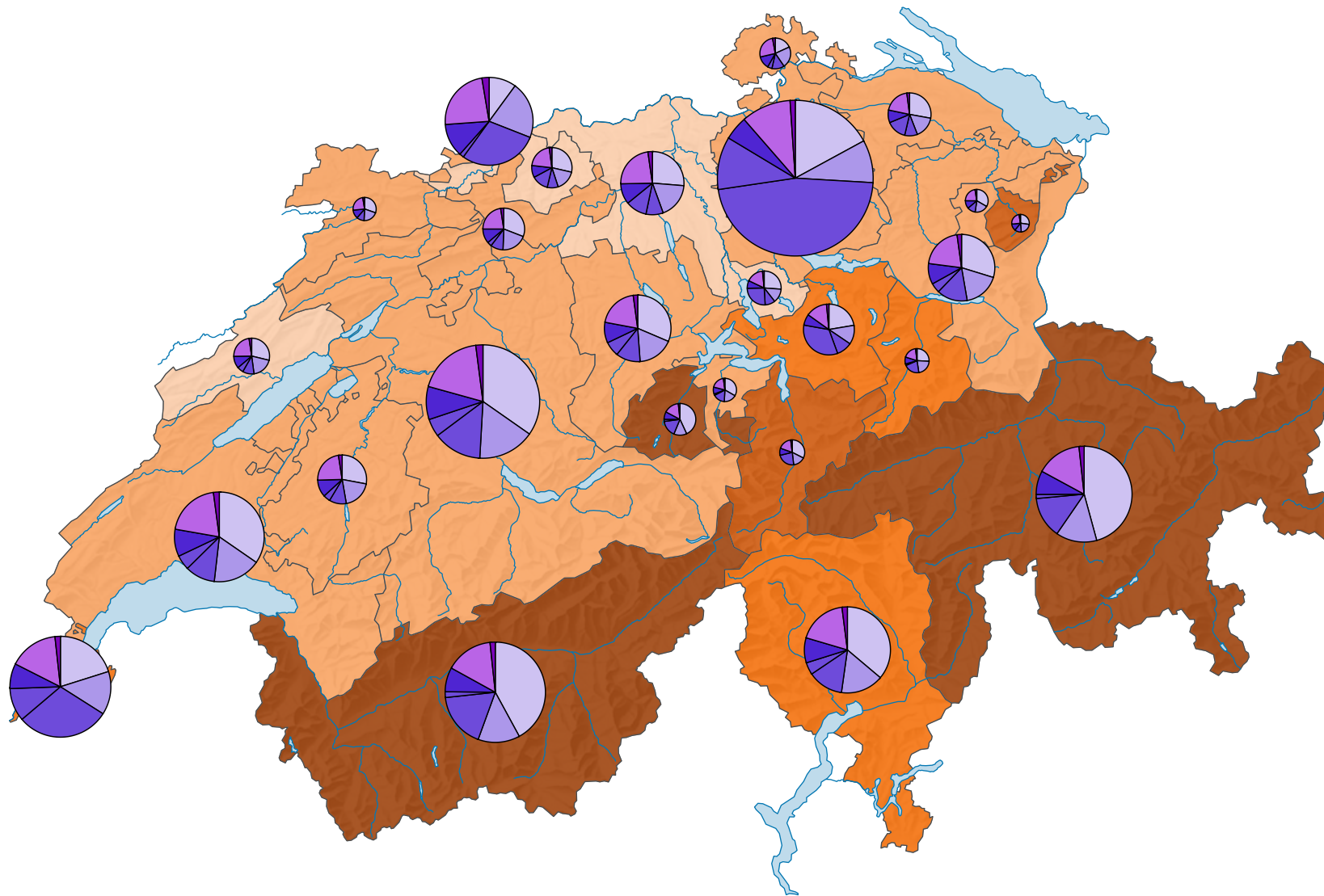
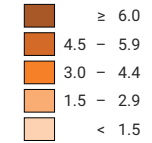


Tourism-related gross value added, 2016

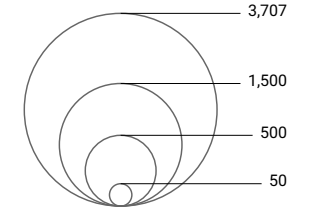


Share of tourism of the cantonal gross value added, in %.



Switzerland: 2.8

Tourism-related gross value added (at current prices), in CHF million



Switzerland: 18,378

Products

- Accommodation services* (Switzerland: 5,209)
- Food and beverage serving services* (Switzerland: 2,713)
- Transport services* (Switzerland: 4,114)
- Travel agency, tour operator and tourist guide services* (Switzerland: 1,306)
- Sports and cultural, recreational, miscellaneous tourism and other entertainment services* (Switzerland: 1,566)
- Connected products** (Switzerland: 3,134)
- Non-specific products*** (Switzerland: 336)

* Characteristic products
 ** Retail trade, Service stations, Health care, Communication services, Other tourism services
 *** Merchandise (including wholesale margin)

0 35 70 km

spatial division:
Cantons

