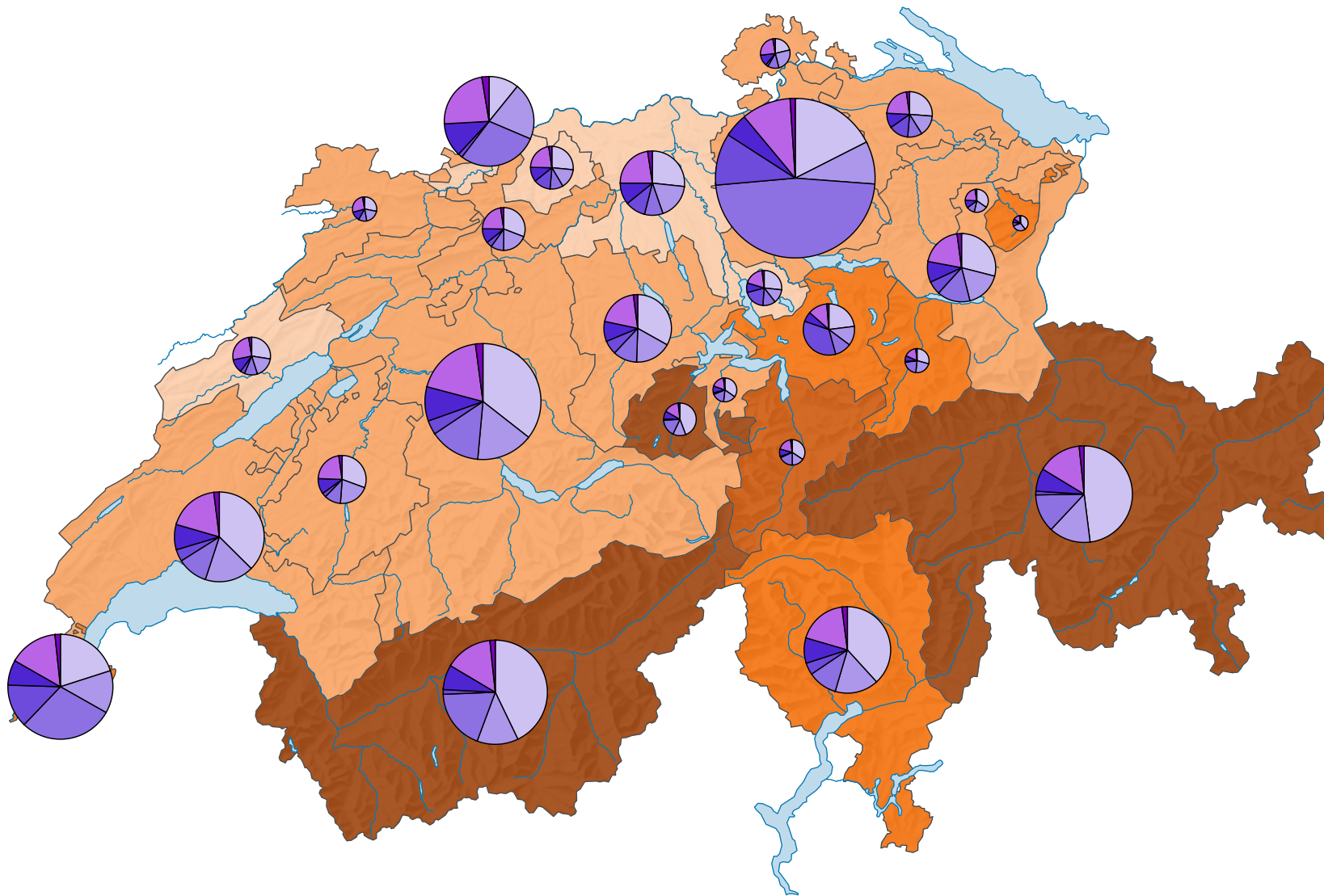
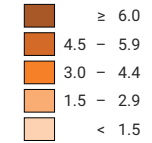


Tourism-related gross value added, 2017

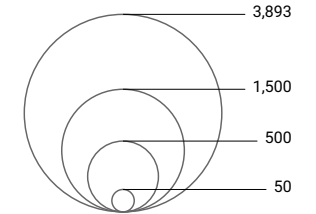


Share of tourism of the cantonal gross value added, in %.



Switzerland: 2.9

Tourism-related gross value added (at current prices), in CHF million




Switzerland: 19,168

Products

- Accommodation services* (Switzerland: 5,593)
- Food and beverage serving services* (Switzerland: 2,781)
- Transport services* (Switzerland: 4,317)
- Travel agency, tour operator and tourist guide services* (Switzerland: 1,333)
- Sports and cultural, recreational, miscellaneous tourism and other entertainment services* (Switzerland: 1,603)
- Connected products** (Switzerland: 3,193)
- Non-specific products*** (Switzerland: 346)

* Characteristic products
 ** Retail trade, Service stations, Health care, Communication services, Other tourism services
 *** Merchandise (including wholesale margin)



spatial division:
Cantons

